





CUSTOMER REGISTRATION



CUSTOMER REGISTRATION

Go to link – www.energymanager.com and click on “registration”

Installer Center Login

 
 
 Remember me

[Forgot your password?](#) >
[Registration](#) >
[Access to EnergyManager Portal](#) >
www.solarwatt.de >

Choose “User” and hit “Next”

Registration

Which type of user should be created?

User

Installer

[Back](#)

[Next](#)

Fill in the Energy Manager serial number and password and hit “Next”

Register new user

* These fields must be filled in.

Energy-Manager

Step 1 of 4

Serial Number *

ERC00-000000000

Device Password *

on the upper side of your device

[Back](#)

[Next](#)

Fill in all required details and click on “Next”

Register new user

* These fields must be filled in.

Personal Data

Step 2 of 4

Username *

eMail *

Confirm eMail *

Password *

Confirm Password *

A secure password should contain:

- ✘ upper case letters
- ✘ lower case letters
- ✘ numbers or special characters
- ✘ minimum 8 characters

[Back](#)

[Next](#)

Fill in all required details and click on “Next”

Register new user

* These fields must be filled in.

Address

Step 3 of 4

Given Name *

Family Name *

Postal Code *

City

Country *

[Back](#)

[Next](#)

Accept the terms and click “Submit”.

Register new user

* These fields must be filled in.

Terms

Step 4 of 4

Nutzungsbedingungen
des Energy Portals der SOLARWATT GmbH

1. Geltungsbereich, Änderungsbefugnis, Vertragsinhalt, Wechsel des Vertragspartners
1.1 Die nachstehenden Nutzungsbedingungen (ANB) gelten für alle Rechtsgeschäfte und die in den Leistungsbeschreibungen angegebenen Leistungen der SOLARWATT GmbH, Maria-Reiche-Straße 2 a in 01109 Dresden, nachfolgend „SOLARWATT“ genannt, mit den Vertragspartnern „nachstehend „Kunde“ genannt für das

I have read and accepted the terms.

I'm not a robot









[Back](#)

Submit

Note – you may experience a few picture verification challenges before you can hit “Submit”

Reload the page (www.energymanager.com) and Login as the client using the username and password created in the previous steps.

EnergyManager Portal Login

Username	
Password	
<input type="checkbox"/>	Remember me
Login	
Forgot your password?	
Registration	
Login for Installers	
www.solarwatt.de	

Note – Values may take up to an hour to load on the portal.